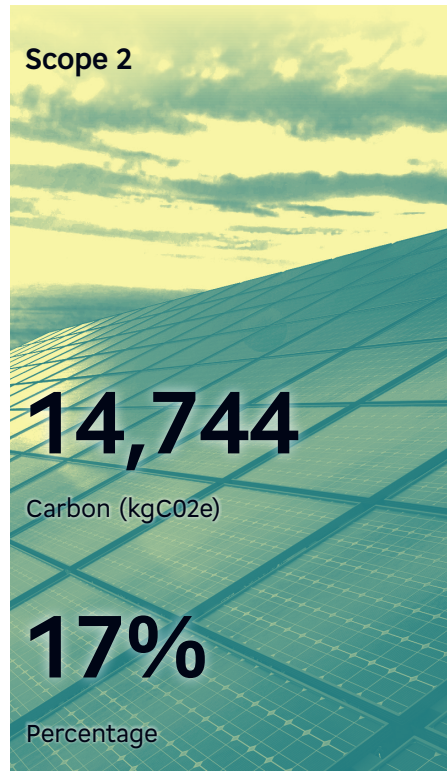


2023 carbon footprint report



15Hatfields' carbon footprint for 2023 was 87,211 kgCO₂e, incorporating Scope 1, 2 and 3 emissions. Most of our emissions sit within Scope 3, arising from sources we do not own or control. We are working closely with suppliers to reduce Scope 3 emissions by 50%.

Figures have been rounded to the nearest whole number.

2023 carbon footprint report

Our commitment to transparent reporting

We have adopted an operational control approach to establishing the boundary for greenhouse gas (GHG) reporting. This methodology has been adopted in line with the GHG Protocol¹ and the BEIS Environmental Reporting Guidelines². Calculations were completed on the SmartCarbon™ Calculator³ using the UK Government emissions factors⁴.

Renewable energy and electricity

As part of our commitment to transparency and comprehensive carbon accounting, we follow the dual reporting approach recommended by the GHG Protocol Corporate Standard. This involves including both market-based and location-based methods in our Scope 2 reporting.

While 15Hatfields procures electricity through a green tariff, which comes from **100% renewable sources** and has a zero-carbon footprint, it is important to report using the national grid location-based carbon conversion factors as well. These factors reflect the average emissions intensity of the UK electricity grid, incorporating all sources of electricity generation, including renewable energy and green tariffs.

This dual reporting method ensures that we provide a complete and accurate representation of our Scope 2 emissions. However, it is important to note that the national grid factors are used for reporting purposes only. Our actual electricity consumption is significantly more sustainable due to our commitment to procuring green tariff electricity.

By choosing a green tariff, we are actively supporting the transition to renewable energy and demonstrating significant progress towards our sustainability goals.

Furthermore, for national grid electricity consumption, we have included factors for the transmission and distribution of electricity (T&D) losses, which occur between the power station and site(s). The emissions from T&D have been accounted for in Scope 3. As with other Scope 3 impacts, reporting T&D is voluntary but is recommended standard practice by UK Government².

Energy efficiency

15Hatfields has always used 100% renewable energy, triple A rated appliances, motion sensors, LED lighting and energy smart monitoring. In 2024/25 we will be scoping generating our own electricity.

Employee travel

All 15Hatfields staff travel has been included in this report. We have not included individual delegate travel – this falls under the carbon emissions of the organising event company.

Third party suppliers

Additional Scope 3 emissions have been calculated using estimates from third party suppliers. The estimates are based on the value of the contracts we have with these suppliers, including our top 20 suppliers/service providers who are not yet able to provide accurate carbon measurements. We have decided to include this as full visibility of the carbon footprint of the business. We are actively aiming to reduce Scope 3 emissions by 50% by working closely with all our suppliers.

2023 carbon footprint report

15Hatfields emitted 14,743.55 kgCO₂e (kilogrammes of carbon dioxide equivalent) in 2023 across Scope 1 and 2. This can be presented as 14.74 tCO₂e (tonnes of carbon dioxide equivalent) with an intensity indicator of 1.84 tCO₂e per total full-time equivalent employee (FTE)*.

Based on our 100% renewable energy commitment, our Scope 2 emissions would sit at 0 kgCO₂e alongside our Scope 1 direct emissions. However, in line with the dual reporting method recommended in the GHG Protocol¹, we have chosen to include location-based figures which reflect the average emissions intensity of the UK National Grid. Our actual electricity consumption is significantly more sustainable as demonstrated by the market-based Scope 2 data.

Detailed impact report: Scope 1 and 2

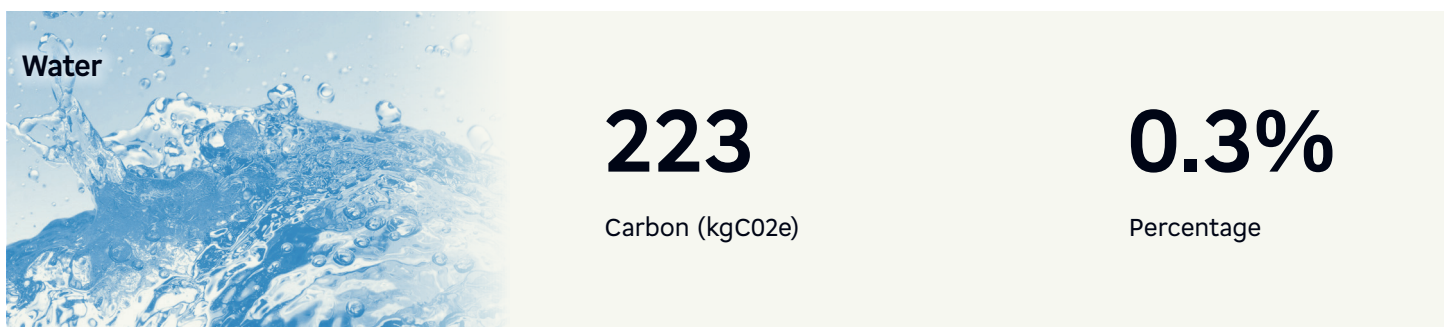
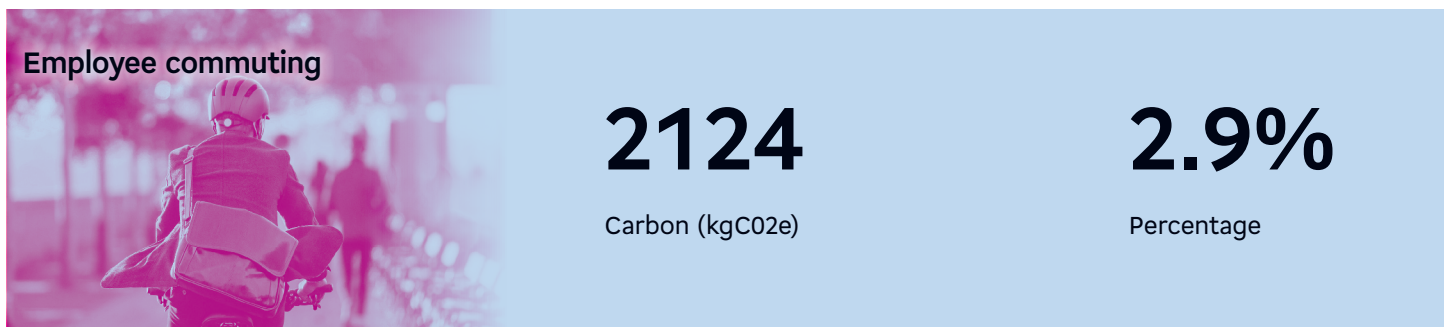
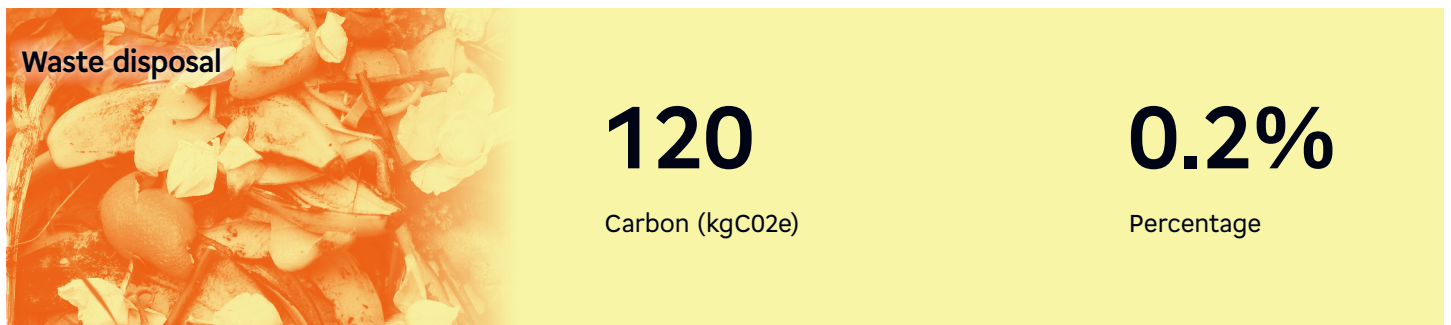
UK GHG emissions and energy use data for period 1 January 2023 to 31 December 2023

Emissions source	Units	Carbon (kgCO ₂ e)
Scope 1		
Total Scope 1		0
Scope 2		
UK National Grid electricity (location-based)	76,241 kWh	14,743.55
Green Tariff electricity (market-based)	76,241 kWh	0
Total Scope 1 and 2		14,743.55

*For 1 January 2023 to 31 December 2023, the number of full-time equivalent employees (FTE) was 8.

2023 carbon footprint report

At a glance – impact report Scope 3



Carbon figures have been rounded to the nearest whole number and percentages rounded to the nearest decimal place.

2023 carbon footprint report

Detailed impact report: Scope 3

UK GHG emissions and energy use data for period 1 January 2023 to 31 December 2023

Emissions source	Units	Carbon (kgCO ₂ e)
Scope 3		
Waste disposal		
Commercial and industrial waste (Closed-loop)	1 tonne	23.00
Commercial and industrial waste (Combustion)	2 tonnes	41.45
Glass (Closed-loop)	1 tonne	11.03
Organic: food and drink waste (Composting)	3 tonnes	24.14
Paper and board: mixed (Closed-loop)	1 tonne	17.95
Paper and board: paper (Closed-loop)	0 tonne	2.34
Employee commuting		
Public transport (National Rail)	23,164 miles	1,323.03
Working from home (hours worked annually)	2,352 hours	801.44
Water		
Water supply	529 m ³	78.89
Water treatment	529 m ³	144.01
Additional Scope 3		
Estimates from remaining third party suppliers	-	70,000.04
Total Scope 3		72,467.32
Total Scope 1, 2 and 3		87,210.87

2023 carbon footprint report

Definitions

Carbon footprint

The total set of greenhouse gas emissions (GHG) caused directly and indirectly by an individual event, organisation, or product expressed as Carbon Dioxide Equivalent (CO₂e)¹.

CO₂e

The universal unit of measurement to indicate the global warming potential (GWP) of Greenhouse Gases (GHGs), expressed in terms of the GWP of one unit of carbon dioxide. There are seven main GHGs that contribute to climate change, as covered by the Kyoto Protocol: carbon dioxide (CO₂), methane (CH₄), nitrous oxide (N₂O), hydrofluorocarbons (HFCs), perfluorocarbons (PFCs), sulphur hexafluoride (SF₆) and nitrogen trifluoride (NF₃). Different activities emit different gases. Using CO₂e allows all greenhouse gases to be measured on a like-for-like basis.

Scope 1 (direct emissions)

Emissions from activities owned or controlled by an organisation. Examples of Scope 1 emissions include emissions from combustion in owned or controlled boilers, furnaces and vehicles; and emissions from chemical production in owned or controlled process equipment.

Scope 2 (energy indirect)

Emissions released into the atmosphere that are associated with an organisation's consumption of purchased electricity, heat, steam and cooling. These indirect emissions are a consequence of the organisation's energy use but occur at sources it does not own or control.

Scope 3 (other indirect)

Emissions that are a consequence of an organisation's actions that occur at sources it does not own or control and are not classed as Scope 2 emissions. Examples of Scope 3 emissions are business travel by means not owned or controlled by the organisation, waste disposal, materials or fuels the organisation purchases. Deciding if emissions from a vehicle, office or factory that the organisation uses are Scope 1 or Scope 3 may depend on how the organisation defines its operational boundaries. Scope 3 emissions can be from activities that are upstream or downstream of the organisation. More information on Scope 3 and other aspects of reporting can be found in the GHG Protocol¹.

2023 carbon footprint report

References

1. The GHG Protocol Corporate Accounting and Reporting Standard. Revised Edition (2015) World Resource Institute and World Business Council for Sustainable Development.
2. Environmental Reporting Guidelines: Including streamlined energy and carbon reporting guidance (March 2019) UK Government Department for Business, Environment and Industrial Strategy.
3. SmartCarbon Calculator:
<https://www.smartcarboncalculator.com/>
4. Greenhouse gas reporting: conversion factors – full set (for advanced users):
<https://www.gov.uk/government/collections/government-conversion-factors-for-company-reporting>